




# WORKSHEET: FLOOD WARNINGS MATCH UP



This is a match-up exercise. Match the correct image, meanings and actions to the 3 types of flood alerts and warnings.

**FLOOD ALERT**



-----

-----

-----

**FLOOD WARNING**



-----

-----

-----

**SEVERE FLOOD WARNING**




-----

-----

-----

## WARNING SYMBOL



## WHAT THE WARNING MEANS

Flooding is expected

There is a danger to life from the flooding

Flooding is possible

## WHAT ACTIONS YOU SHOULD TAKE

- Call 999 if you are in danger
- Move things upstairs
- Check flood warnings
- Turn off gas, water and electricity
- Get your flood kit
- Follow advice from emergency services



# HOUSEHOLD FLOOD PLAN

Name: \_\_\_\_\_

Address: \_\_\_\_\_

\_\_\_\_\_

## Flood Kit Checklist

- Copy of flood plan
- Torch
- Warm and waterproof clothing
- Wellies
- Rubber gloves
- Camera
- Food and bottled water
- Medication
- First aid kit
- Mobile phone and chargers
- Notepad and pen
- Battery operated radio
- Important documents
- Spare keys
- Emergency cash and cards
- Blankets
- Pet Supplies

## Where is it located?

\_\_\_\_\_

\_\_\_\_\_

\_\_\_\_\_

## Emergency Contact Details

Parents or guardians names:

1. \_\_\_\_\_

2. \_\_\_\_\_

Addresses:

1. \_\_\_\_\_

\_\_\_\_\_

2. \_\_\_\_\_

\_\_\_\_\_

RADIO		Channel number
TV CHANNELS		
WEBSITES		



# HOUSEHOLD FLOOD PLAN

## Contact list




## Contact details and Twitter handle

<b>Environment Agency Floodline</b>		
<b>Electricity North West</b>		
<b>Electricity Helpline</b>		
<b>National Grid</b>		
<b>United Utilities (sewer flooding)</b>		
<b>Local Council</b>		
<b>Lead Local Flood Authority (LLFA)</b>		
<b>Insurance Company</b>		
<b>Gauge Map monitoring station</b>		
<b>Flood Warden</b>		

## Property Flood Resilience (PFR)

Write down what measures you have, where to install them and where they are stored.

## Utility Supplies

Utility	Location	How to turn them off
 Gas		
 Electric		
 Water		



# HOUSEHOLD FLOOD PLAN

Vulnerable neighbours	Address

## Arrangements for pets

Name of someone to look after pet if we are unable to

---

Address and contact details

---

---

---

### CHECKLIST

- Dog food and treats
- Dog Bed
- Dog Bowl
- Dog waste bags
- Lead

## Name, address and contact details of place(s) to evacuate


Where is the safest exit from your home? (which door or window)




# HOUSEHOLD FLOOD PLAN



## ACTIONS TO TAKE

### Flood Alert

(Met Office: Yellow warning)

Flooding is possible.

Stay vigilant and make early preparations for a potential flood.



## ACTIONS TO TAKE

### Flood Warning

(Met Office: Amber warning)

Flooding is expected.

Immediate action is required to protect yourself and your property.



## ACTIONS TO TAKE

### Severe Flood Warning

(Met Office: Red warning)

Severe flooding is expected.


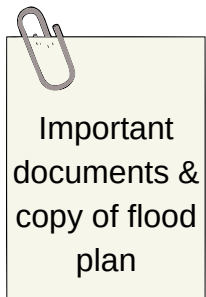

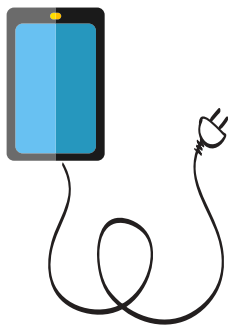
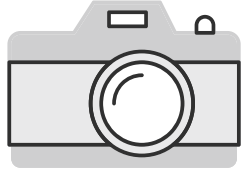
Significant risk to life and property.

Prepare to evacuate and cooperate with emergency services.



# WORKSHEET: WHAT TO PUT IN YOUR FLOOD KIT

Circle the items that you think should be in a flood kit.





# WORKSHEET: WHAT TO DO IN AN EMERGENCY

**Complete the questionnaire by answering the follow questions.**

Name:

Age:

**Q1: What number would you call in an emergency? (Tick one box)**

888

911

999

000

**Q2: Who would you call in the following situation? (Draw a line to the correct answer)**

If there is smoke coming from a window

Police

If somebody was stealing from a house

Ambulance Service

If somebody is badly injured

Fire Brigade

**Q3: Which of the following are emergencies? (Tick the correct answers)**

Your games console breaking

Bad weather, e.g snow

A flood

Washing machine breaking

Somebody who is injured

Power cut

**Q4: What is a flood plan?** \_\_\_\_\_



# WORKSHEET: WHAT TO DO IN AN EMERGENCY

Complete the questionnaire by answering the follow questions.

**Q5: What do each of these Environment Agency flood symbols mean? (Draw lines to the correct answer)**



Flood Warning



Severe Flood Warning



Flood Alert

**Q6: Which of the following would you take with you if you had to evacuate in an emergency? (Tick the correct answers)**

Food

Warm clothes

Games console

Bottled water

Makeup

Money

Medication

Torch

Blankets

Laptop





# HOMEWORK: MAKE YOUR HOME FLOOD RESILIENT

## 1. CHECK YOUR FLOOD RISK

- Go online to <https://flood-warning-information.service.gov.uk/long-term-flood-risk/postcode>
- Enter your postcode and select your address
- Click 'View a map of the risk of flooding from surface water'
- Use the drop down button to change the type of flood risk
- Look at the colour key at the bottom for High Medium and Low

What is your risk of flooding from surface water? \_\_\_\_\_

What is your risk of flooding from rivers and the sea? \_\_\_\_\_

## 2. MAKE A FLOOD KIT

What items do you have in your house that you could put in a flood kit?

_____	_____	_____
_____	_____	_____
_____	_____	_____

## 2. INSPECT YOUR HOUSE

With an adult, use the template provided in class and write your household's flood plan.

HOUSEHOLD FLOOD PLAN	
<b>Contact list</b>	<b>Current details and Terms</b>
<ul style="list-style-type: none"> <li>Environment Agency Floodline</li> <li>Electricity North West</li> <li>National Grid</li> <li>United Utilities (sewer flooding)</li> <li>Local Council</li> <li>Local Lead Flood Authority (LLFA)</li> <li>Insurance Company</li> <li>Emergency monitoring station</li> <li>Flood Warden</li> </ul>	<ul style="list-style-type: none"> <li>Property Flood Resilience</li> </ul>
<b>Utility Suppliers</b>	
<ul style="list-style-type: none"> <li>Gas</li> <li>Electric</li> <li>Water</li> </ul>	<ul style="list-style-type: none"> <li>Notes to turn them off</li> </ul>

HOUSEHOLD FLOOD PLAN	
Name: _____ Address: _____	
<b>Flood Kit Checklist</b>	<b>Emergency Contact</b>
<ul style="list-style-type: none"> <li>Copy of flood plan</li> <li>Tools</li> <li>Warm and waterproof clothing</li> <li>Wetters</li> <li>Submer phones</li> <li>Camera</li> <li>Food and bottled water</li> <li>Medication</li> <li>Flood aid kit</li> <li>Mobile phone and chargers</li> <li>Notepad and pen</li> <li>Battery operated radio</li> <li>Important documents</li> <li>Spare keys</li> <li>Emergency cash and cards</li> <li>Blankets</li> <li>Pet Supplies</li> </ul>	<ul style="list-style-type: none"> <li>Parents or guardians names</li> <li>1. _____</li> <li>2. _____</li> <li>Address</li> <li>1. _____</li> <li>2. _____</li> </ul>
<b>Where is it located?</b>	<b>RADIO</b> (Home/Work)
	<b>TV CHANNELS</b>
	<b>WEBSITES</b>

HOUSEHOLD FLOOD PLAN	
<b>Vulnerable neighbours</b>	<b>Address</b>
<b>Arrangements for pets</b>	
<ul style="list-style-type: none"> <li>Name of someone to look after pet and unable to</li> </ul>	<b>CHECKLIST</b>
Address and contact details	<ul style="list-style-type: none"> <li>Dog lead and leash</li> <li>Dog bed</li> <li>Dog bowl</li> <li>Dog waste bags</li> <li>Lead</li> </ul>
<b>Name, address and contact details of place(s) to evacuate</b>	
<b>Where is the safest exit from your home?</b>	

HOUSEHOLD FLOOD PLAN	
<b>Flood Alert</b>	<b>ACTIONS TO TAKE</b>
<ul style="list-style-type: none"> <li>What to do when you receive a Flood Alert</li> <li>How to respond to a Flood Alert</li> <li>How to respond to a Flood Alert</li> </ul>	
<b>Flood Warning</b>	<b>ACTIONS TO TAKE</b>
<ul style="list-style-type: none"> <li>What to do when you receive a Flood Warning</li> <li>How to respond to a Flood Warning</li> <li>How to respond to a Flood Warning</li> </ul>	
<b>Flood Emergency</b>	<b>ACTIONS TO TAKE</b>
<ul style="list-style-type: none"> <li>What to do when you receive a Flood Emergency</li> <li>How to respond to a Flood Emergency</li> <li>How to respond to a Flood Emergency</li> </ul>	