



LESSON 8: THE DANGERS AND IMPACTS OF FLOODING

Aim

- To understand the dangers, impacts and damages that can be caused by flooding.

Lesson Objectives

- To be able to name some of the potential dangers and impacts that can be caused by flooding.
- To learn about the damage caused in a recent UK flood.
- To know that flooding can happen all over the world.

Assumed Prior Knowledge

- Floodwater is dangerous and can cause damage to homes and businesses.
- Floodwater is dirty.
- People can drown in water.

Resources

- The dangers of entering floodwater resource.
- Storm Desmond: Helicopter journey over flooded Cumbria - BBC News video - https://www.youtube.com/watch?v=aV_V_4bMwPI
- Cumbria floods: UK sees record rainfall in 24 hours after Storm Desmond - Channel 4 video: <https://www.youtube.com/watch?v=UpEReBBwVMw> – optional additional video (watch until 2 minutes 30 seconds).
- Slide with information about Storm Desmond in 2015.
- Homework instructions sheet.

Assessment

- In groups of three, act out a news interview regarding the dangers of flooding (1 interviewer and 2 interviewees acting as homeowner and business owner). **This exercise requires a lot of planning and organisation by the pupils so could take a lot of time.**
- Homework:
 - Produce a newspaper article with information on the damages caused by Storm Desmond, Eva, Frank, Ciara or Dennis.
 - Research a flood event which happened in another country - Name the storm, where it affected, when it happened and what damage it caused. Are there any differences to the UK and why.
 - Create a poster which show the dangers and damages that floodwater can cause.

Lesson Outcomes

- To confidently name some dangers and damages that can be caused by flooding.
- To have knowledge of at least one UK flood event and the damage that arose from it.



LESSON 8: THE DANGERS AND IMPACTS OF FLOODING

Differentiation

- Group work
- Class discussion
- Research

Skills For Life

- English
- Drama

All the worksheets for this lesson can be found within this lesson plan at the end of the document.

Any key words within the PowerPoint lesson are highlighted in orange and the definitions of these words can be found in the glossary, which is available to download off the homepage.



LESSON 8: THE DANGERS AND IMPACTS OF FLOODING

Slide 1 – The dangers and impacts of flooding

- Run through the aims and objectives with the class.

Slide 2 – The dangers and impacts of flooding

- This slide should be used to aid a class discussion. Ask the pupils to chat with the person next to them and come up with ideas of what they think could be dangers or damages caused by floodwater.

Slides 3 to 6 – Damage caused by floodwater

- These slides should be run through with the class. The children could write down what's on each slide. As a reading exercise, some pupils could be selected to read out each slide.

Slide 7 – The dangers of entering and playing in floodwater

- Within this lesson pack, there is the worksheet shown on the slide. This should be printed off before the class and one given to each pupil.
- Each box has an explanation of why it's dangerous to enter or play in floodwater.
- As a reading exercise, the teacher could select some pupils to read a paragraph each.
- This slide could also be made into a mini test either at the end of the lesson (as a group in the recap) or as part of a homework task.

Slide 8 – Storm Desmond, December 2015

- This is a short clip from a BBC news bulletin which shows some of the effects that Storm Desmond had in 2015. Depending on the pupils age, they could write notes on the video:
https://www.youtube.com/watch?v=aV_V_4bMwPI.
- There is also an additional optional video which can be shown to the class which was filmed by Channel 4 and can be found in the resources section above.

Slide 9 – Case Study: Storm Desmond, 2015

- This slide is a small case study on Storm Desmond which was featured in the video on the previous slide. This case study can be used by the pupils in the in-class reporting exercise and the homework if needed.

Slide 10 – Flooding in other parts of the world

- This slide explains that flooding caused by storms can happen all over the world not just in the UK.
- Storms in different parts of the world are called typhoons, hurricanes and cyclones.
- The final bullet point explains that flooding in poorer countries can be a lot more damaging. The teacher could elaborate on this further depending on the age of the pupils. However, one of the homework tasks asks the pupil to compare a flood in the UK to one abroad and note the differences.



LESSON 8: THE DANGERS AND IMPACTS OF FLOODING

Slide 11 – Group exercise: News report following a flood

This exercise requires a lot of planning and organisation by the pupils so could take a lot of time (possibly over two or three lessons). This involves the groups researching a UK storm, writing out a script and acting it out in front of the class.

Group exercise:

- In groups of three, choose a UK storm of your choice.
- Research when it happened, where it happened, what caused it and the damage and dangers caused by the floodwater.
- One of you will be the reporter and interview the other two, who will be a homeowner and a business owner.
- As a group, decide up to ten questions and answers related to your flood event. The interviewer will ask the questions and the homeowner and business owner will answer the questions.
- You will then act out your interview in front of the class to educate them about your chosen flood.

Slide 12 – Lesson Recap

- This is a lesson recap which should be read aloud by the teacher. The teacher could ask the pupils to answer some of the recap out loud.

Slide 13 – Homework: Choose a task

- This slide contains three homework tasks. Either the teacher can ask the pupils to choose which of the options they would like to do OR, a pupil could be assigned a number. These lessons can be completed both with or without access to the internet. Those pupils who may not have access to the internet could produce a poster based on what they have learnt in class or a newspaper article on Storm Desmond using the information they have been provided with in class and from the notes that the pupils will have taken in the video.
- For the newspaper article, they could write one on Storm Desmond which was taught in class or a completely new one.



THE DANGERS OF ENTERING AND PLAYING IN FLOODWATER



Entering floodwater can be very dangerous, check out these reasons why:

HIDDEN DANGER

There may be hidden rocks or holes in the ground which could cause you to become trapped or trip up and injure yourself.




FAST FLOWING WATER

Floodwater can be very dangerous when it is flowing quickly, only 15 centimetres can be enough to knock you off your feet. If you enter, you could get into difficulty or even be swept away.



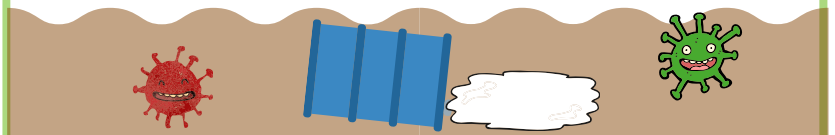
DANGEROUS OBJECTS

Floodwater can pick up loose objects and carry them along. Sharp objects could potentially cause injury. There may be trees and branches in the water which could cause you to become tangled in them.



CHEMICALS AND GERMS

Runoff from a farmers fields may contain pesticides, fertilisers and chemicals, such as oil and petrol. Floodwater may also contain animal waste and sewage which can cause illness and infections.



ELECTRICITY

Streetlights, traffic lights and CCTV cameras will have electricity supplies which may still be live. A shock from these could cause serious injury or even death.



TOP TIPS!

- Wash your hands with soap and water if you touch floodwater.
- Any toys or items exposed to floodwater should be cleaned and disinfected by an adult.
- Do not eat or drink anything that may be contaminated by floodwater.





HOMEWORK


Choose one of the following homework tasks. If you have no access to the internet, use the information that you learnt and wrote down in class.

NEWSPAPER



1. Write a newspaper article with information on the damages caused by Storm Desmond, Eva, Frank, Ciara or Dennis. Name the storm, where it affected, when it happened and what damage it caused.

2. Research a flood event that happened in another country. Name the storm, where it affected, when it happened and what damage it caused. Are there any differences to the UK and why?



3. Create a poster which show the dangers and damages that flood water can cause. Use the information provided in class.